

Survey Results for 2010 Volunteer Survey

1.

Are you a....

	Response Percent	Response Total
First year volunteer	32.2%	182
A veteran volunteer	67.8%	383
Total:		565

2.

If you are a veteran volunteer, how many years have you been volunteering with the CFMF?

	Response Percent	Response Total
2 to 4 years	52.5%	200
5 years	10.0%	38
6 to 9 years	21.5%	82
10 years	2.4%	9
11 to 14 years	8.1%	31
15 years	0.5%	2
16 to 19 years	2.4%	9
20 years	0.0%	0
21 to 24 years	0.5%	2
25 years	0.3%	1

26 to 29 years	1.0%	4
30 years	0.8%	3
Total:		381

3.

What crew(s) did you work on in 2010?

	Response Percent	Response Total
Admin. Security	1.2%	7
Administrative Services	1.5%	9
Archives	0.0%	0
Artist Lock Up	0.3%	2
Artist Lounge Bar	1.0%	6
Artist Lounge Food	0.8%	5
Artist Transportation	1.0%	6
Arts Market	0.3%	2
Backline Lock Up	1.7%	10
Beer Garden	8.2%	49
Beer Garden Cashiers	1.3%	8
Beverage	1.0%	6
Bicycle Lock Up	0.3%	2

Board of Directors	0.3%	2
Carpentry	0.5%	3
Cash Register Support	0.3%	2
Cashiers	2.0%	12
Casino	1.3%	8
Cold Food	1.8%	11
Concession Supplies	1.0%	6
Corporate Events	0.3%	2
Dispatch	1.5%	9
Distribution	1.3%	8
Electricians	0.8%	5
Environment	3.9%	23
Family Area	1.5%	9
Festival Parties	1.7%	10
First Aid Services	1.5%	9
Folk Boot Camp	0.0%	0
Folk Buddies	0.3%	2
Food Booths	0.2%	1

Food Servers	0.8%	5
Fund Raising and Corporate Events	0.0%	0
Hospitality Site	0.5%	3
Hospitality Support	0.7%	4
Hospitality Transport	0.8%	5
Hot Food 	1.5%	9
Hotel Artist Liaison 	1.2%	7
Incident Command Liaison	0.0%	0
Island Artist Liaison	0.8%	5
Island Box Office 	3.5%	21
Lamp Lighters 	1.2%	7
Lost & Found / Public Info 	1.2%	7
Main Field Security 	2.9%	17
Main Gate Security 	3.5%	21
Main Stage 	1.3%	8
Massage	0.5%	3
Media Tent	0.8%	5

Music & Merchandise	3.9%	23
Occupational Health & Safety	0.0%	0
Office Support	1.2%	7
Out of Town Distribution	0.0%	0
Photography	0.5%	3
Plate Recycling	1.8%	11
Pot Washing	0.8%	5
Production Security	3.4%	20
Program Sellers	0.7%	4
Program Writers	0.8%	5
Promo Booths	0.7%	4
Raffle	1.7%	10
Rovers	3.0%	18
Runner	0.0%	0
Security Support	0.5%	3
Set-up & Strike	2.0%	12
Shipping & Receiving	1.5%	9

Side stage set-up	0.5%	3
Side Stages ■	3.2%	19
Signage	0.3%	2
Site Maintenance	0.7%	4
Site Transportation ■	2.4%	14
Snack Bar	0.8%	5
Stage Security	1.3%	8
Stores	0.7%	4
Survey	1.5%	9
Tech Support	0.0%	0
Tents	1.5%	9
Truck Transportation	0.3%	2
Tweener Sound	0.0%	0
Videography	0.3%	2
Volunteer ID	0.5%	3
Volunteer Information ■	2.7%	16
Yoga Instructor	0.0%	0
	Total:	595

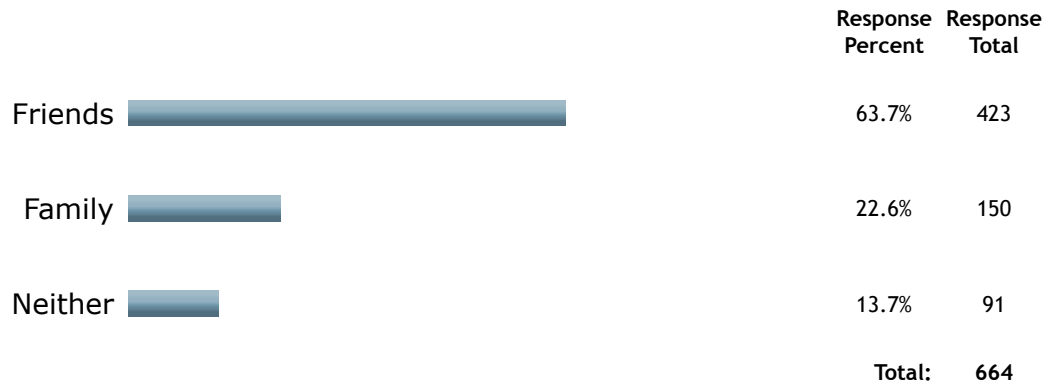
4.

In your volunteer position with the CFMF are you a....?



5.

Do you have friends or family that also volunteer for the CFMF?



6.

Do you intend to continue volunteering in 2011?



7.

Are you interested in volunteering with a different CFMF crew in 2011?

	Response Percent	Response Total
Yes 	29.1%	162
No 	70.9%	395
Total:		557

8.

If you would like to join a new crew in 2011 which one would you like to join?

	Response Percent	Response Total
Admin. Security	0.3%	2
Administrative Services	0.9%	5
Archives	0.2%	1
Artist Lock Up	0.9%	5
Artist Lounge Bar 	3.8%	22
Artist Lounge Food 	1.4%	8
Artist Transportation 	3.8%	22
Arts Market 	1.5%	9
Backline Lock Up	0.3%	2
Beer Garden 	5.5%	32
Beer Garden Cashiers 	2.8%	16
Beverage	0.5%	3

Bicycle Lock Up	0.5%	3
Board of Directors	0.7%	4
Carpentry	0.9%	5
Cash Register Support	0.0%	0
Cashiers	0.7%	4
Casino ■	2.1%	12
Cold Food ■	1.2%	7
Concession Supplies	0.2%	1
Corporate Events ■	2.4%	14
Dispatch	0.5%	3
Distribution	0.3%	2
Electricians	0.2%	1
Environment ■	1.7%	10
Family Area ■	1.4%	8
Festival Parties ■	1.9%	11
First Aid Services ■	1.4%	8
Folk Boot Camp	0.7%	4
Folk Buddies ■	1.5%	9

Food Booths	0.2%	1
Food Servers	0.2%	1
Fund Raising and Corporate Events	1.9%	11
Hospitality Site	0.7%	4
Hospitality Support	1.2%	7
Hospitality Transport	1.0%	6
Hot Food	0.2%	1
Hotel Artist Liaison	2.8%	16
Incident Command Liaison	0.2%	1
Island Artist Liaison	4.1%	24
Island Box Office	1.4%	8
Lamp Lighters	1.0%	6
Lost & Found / Public Info	1.4%	8
Main Field Security	1.2%	7
Main Gate Security	1.2%	7
Main Stage	2.6%	15
Massage	0.3%	2

Media Tent	2.8%	16
Music & Merchandise	4.0%	23
Occupational Health & Safety	0.5%	3
Office Support	1.9%	11
Out of Town Distribution	0.2%	1
Photography	1.5%	9
Plate Recycling	1.0%	6
Pot Washing	0.3%	2
Production Security	0.0%	0
Program Sellers	0.7%	4
Program Writers	1.4%	8
Promo Booths	0.3%	2
Raffle	1.9%	11
Rovers	2.2%	13
Runner	1.0%	6
Security Support	0.9%	5
Set-up & Strike	2.2%	13

Shipping & Receiving	0.3%	2
Side stage set-up	0.7%	4
Side Stages ■	2.2%	13
Signage	0.3%	2
Site Maintenance	0.5%	3
Site Transportation ■	2.6%	15
Snack Bar	0.7%	4
Stage Security ■	1.5%	9
Stores	0.0%	0
Survey ■	1.5%	9
Tech Support	0.3%	2
Tents ■	1.2%	7
Truck Transportation	0.3%	2
Tweener Sound	0.5%	3
Videography	0.5%	3
Volunteer ID ■	1.2%	7
Volunteer Information	0.7%	4
Yoga Instructor	0.2%	1

Total: 581

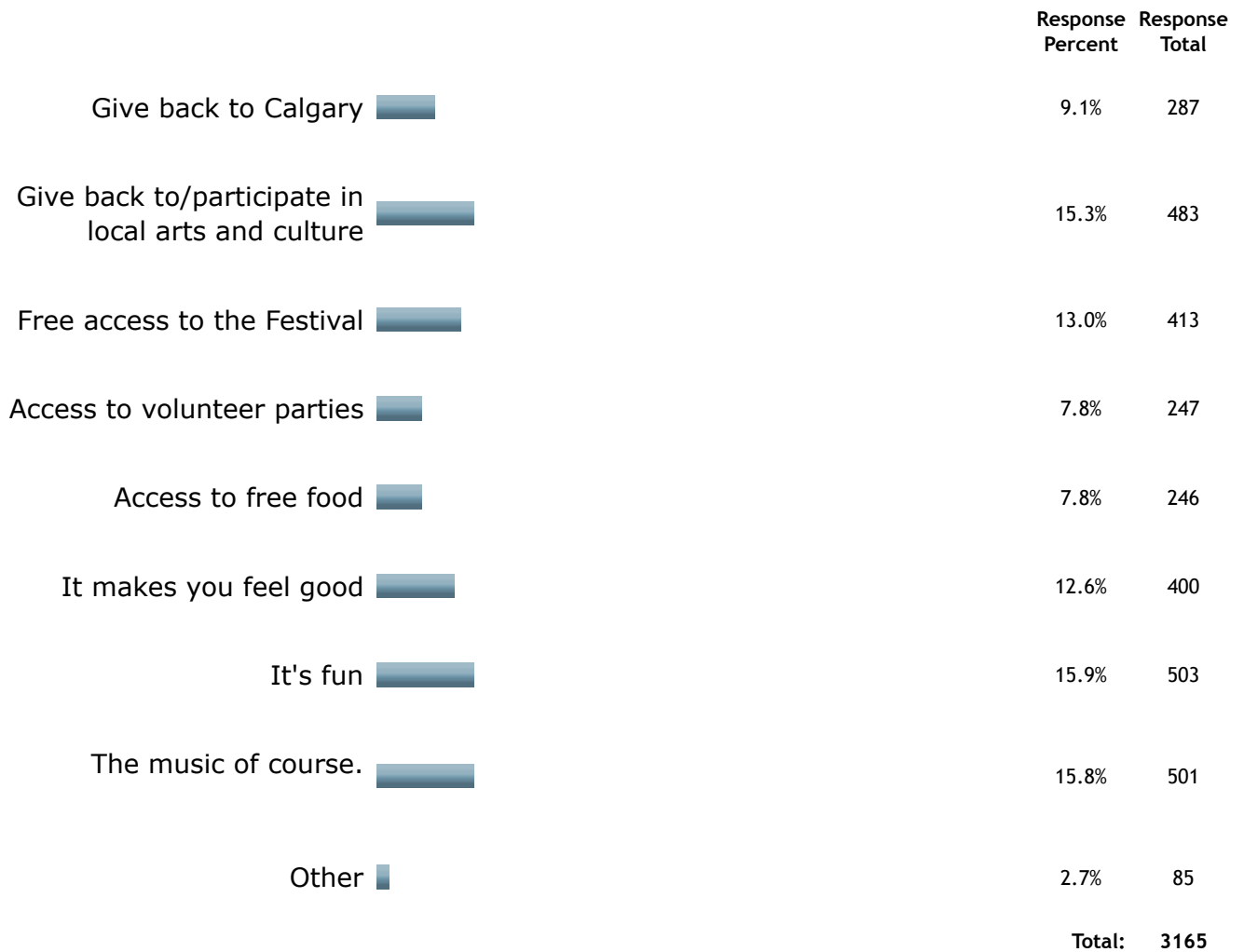
9.

Would you be interested in becoming a crew coordinator or area manager?



10.

Why do you volunteer for the CFMF? Choose all that apply.



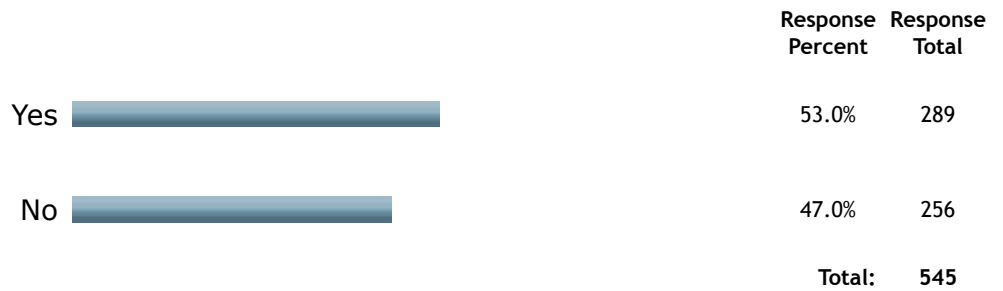
13.

Were you invited to a crew meeting to discuss your role, on-site procedures and, volunteer rights and responsibilities?



14.


Did you attend the crew meeting?



15.

Please rate how helpful the crew meeting was to you on a scale of 1 (not at all) to 5 (very) or 6 (not applicable).



6 - I did not attend the crew meeting 

41.1% 209

Total: 508

18.

Were you invited to a site walk the week of the festival?

Yes 

Response Percent Response Total

43.1% 239

No 

56.9% 316

Total: 555

19.

If you were invited to a site walk did you attend it?

Yes 

Response Percent Response Total

36.8% 133

No 

63.2% 228

Total: 361

21.

Did you read your volunteer handbook? Be honest now.

Yes 

Response Percent Response Total

90.2% 509



No 

9.8% 55

Total: 564








23.

Did you attend a pick up party?

	Response Percent	Response Total
Yes 	65.7%	368
No 	34.3%	192
Total:		560

24.

If you did not attend a pick up party why not?

	Response Percent	Response Total
Out of town 	42.9%	84
Both parties conflicted with work 	16.3%	32
I didn't have the time 	16.3%	32
I didn't know about the parties 	2.6%	5
I was assigned to my volunteer position after the parties 	1.5%	3
Didn't want to attend a party 	6.6%	13
other 	13.8%	27
Total:		196

26.

Was there adequate pre-festival communication from the CFMF office?

	Response Percent	Response Total
Yes 	98.9%	552

No		1.1%	6
Total:			558

27.







Was there adequate pre-festival communication from your crew coordinator(s)?

		Response Percent	Response Total
Yes		91.6%	500
No		8.4%	46
Total:			546

29.

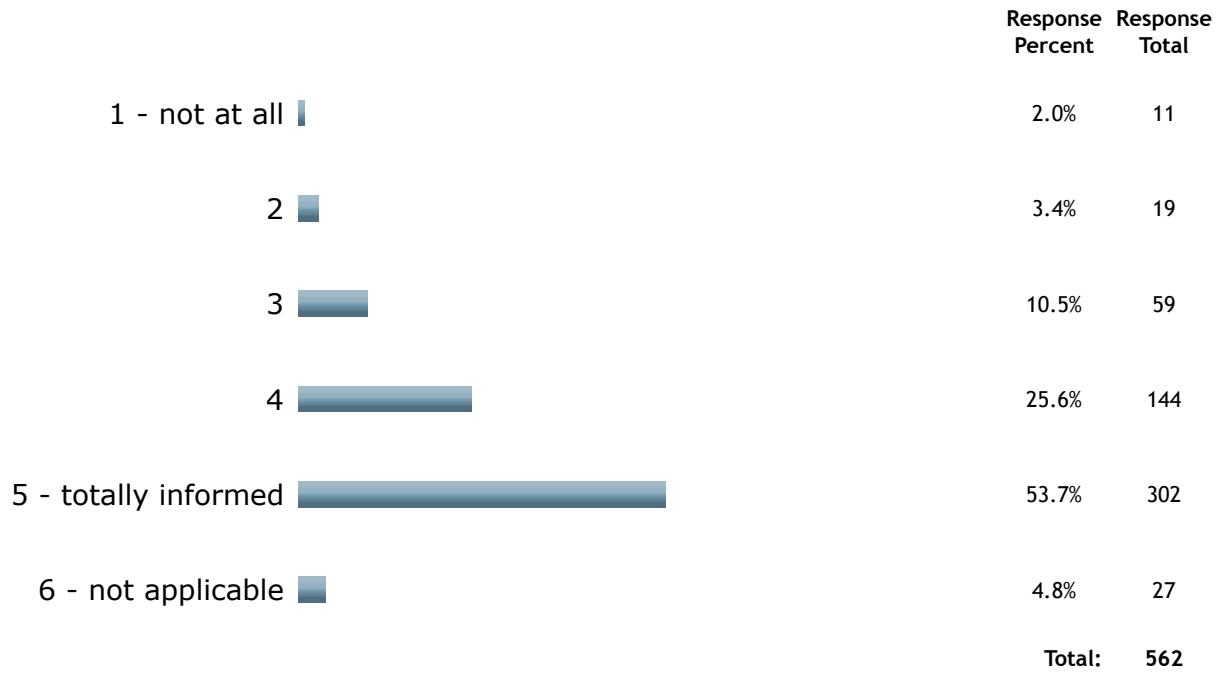
Please rate how well-informed you felt about the following — on a scale of 1 (not at all) to 5 (totally informed) or 6 (not applicable).

Safety and security procedures

		Response Percent	Response Total
1 - not at all		2.3%	13
2		2.6%	15
3		14.6%	83
4		35.6%	203
5 - totally informed		43.3%	247
Not applicable		1.6%	9
Total:			570

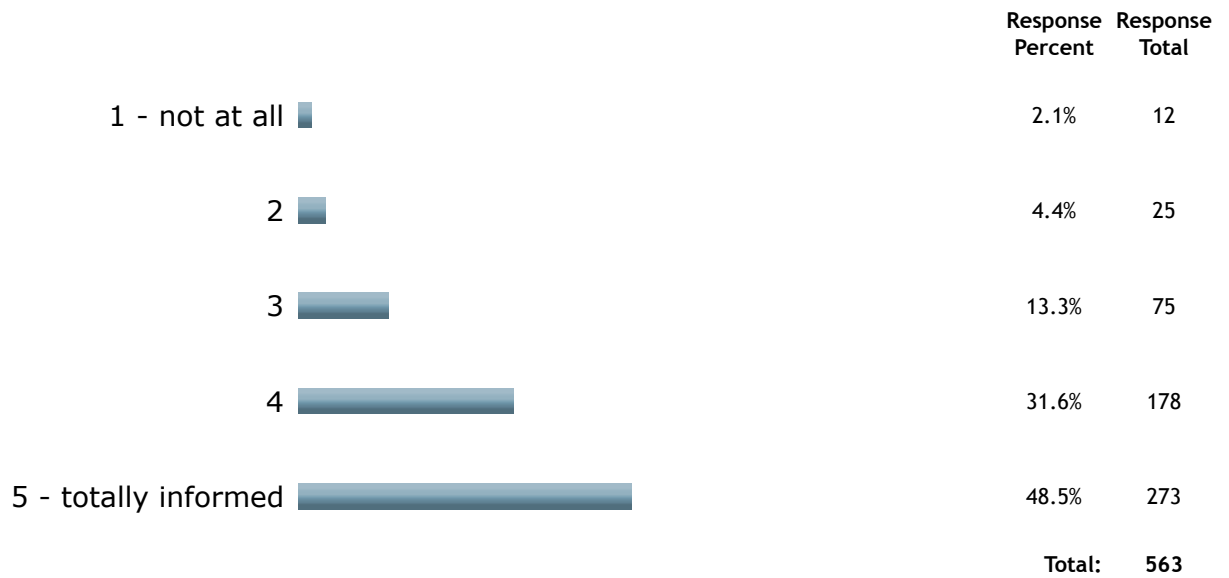
30.

Your crew coordinator's role



31.

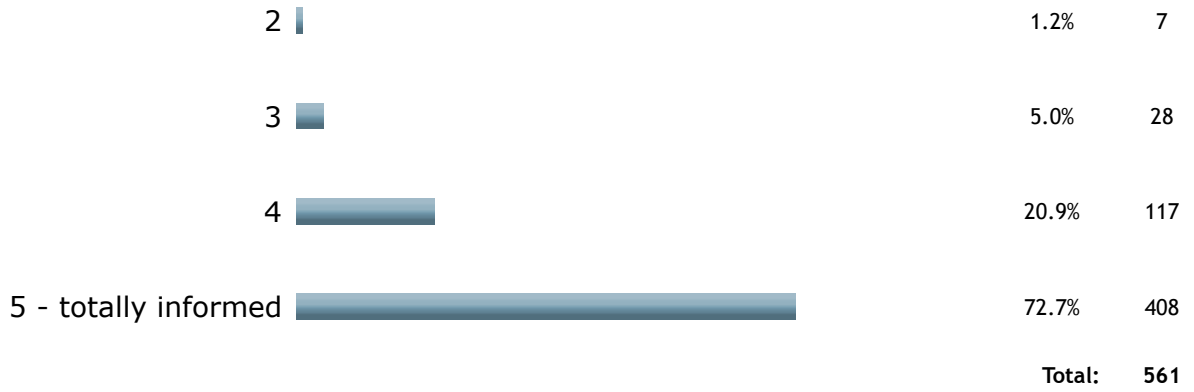
Who to contact, when and about what.



32.

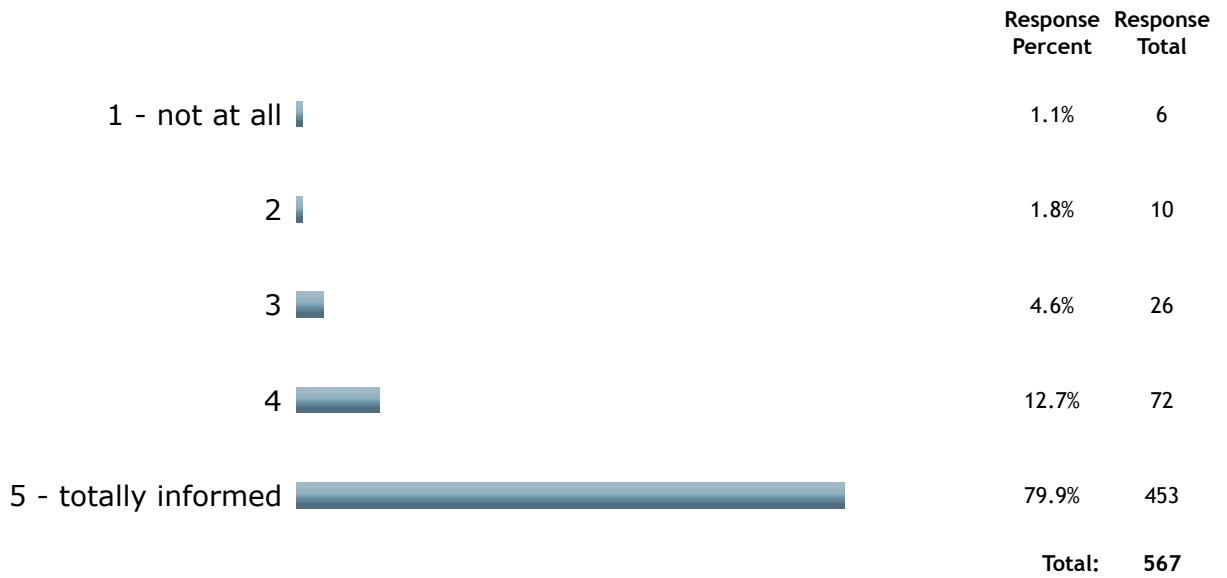
Your volunteer rights and responsibilities





33.


Your schedule







35.

Please rate the following on a scale of 1 (poor) to 5 (excellent) or 6 (not applicable).





Volunteer food



3		14.1%	79
4		32.3%	181
5 - excellent		47.3%	265
6 - not applicable		1.6%	9
Total:			560

36.

Volunteer parties

		Response Percent	Response Total
1 - poor		0.2%	1
2		0.7%	4
3		2.9%	16
4		16.1%	90
5 - excellent		41.6%	233
Not applicable		38.6%	216
Total:			560

37.

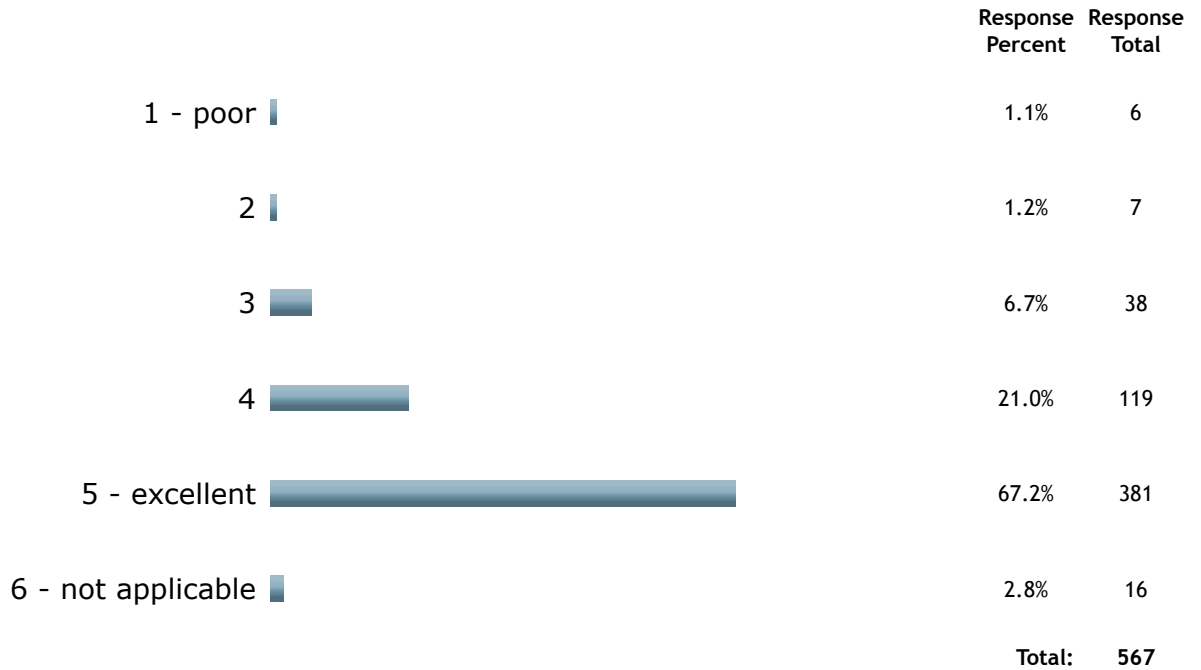
Volunteer compensation (festival access, meals, parties, etc.)

		Response Percent	Response Total
1 - poor		0.2%	1
2		0.4%	2



38.



Your crew coordinator(s) and/or area manager(s).



39.

Volunteer handbook



3		5.2%	29
4		30.7%	173
5 - excellent		59.9%	337
6 - I did not read my volunteer handbook		4.1%	23
Total:			563

43.

Do you spend time enjoying the Festival outside of your scheduled volunteer shifts?

		Response Percent	Response Total
Yes		94.3%	529
No		5.7%	32
Total:			561

44.

Please rate the following on a scale of 1 (poor) to 5 (excellent) or 6 (not applicable).

Quality of artists and programming.

		Response Percent	Response Total
1 - poor		0.4%	2
2		2.0%	11
3		9.2%	52
4		38.3%	216
5 - excellent		49.3%	278

6 - not applicable	0.9%	5
Total:		564





45.

Family area

	Response Percent	Response Total
1 - poor	0.0%	0
2	0.2%	1
3 	2.3%	13
4 	12.7%	71
5 - excellent 	17.5%	98
6 - not applicable 	67.3%	377
Total:		560

46.





Arts market

	Response Percent	Response Total
1 - poor	0.2%	1
2 	2.0%	11
3 	11.4%	64
4 	39.5%	222
5 - excellent 	29.2%	164

6 - not applicable		17.8%	100
Total:		562	





47.

Food concessions

		Response Percent	Response Total
1 - poor		0.9%	5
2		0.7%	4
3		7.4%	42
4		34.9%	197
5 - excellent		40.6%	229
Not applicable		15.4%	87
Total:		564	

48.






Beer garden

		Response Percent	Response Total
1 - poor		0.2%	1
2		1.1%	6
3		6.9%	39
4		28.6%	161
5 - excellent		35.6%	200

6- not applicable		27.6%	155
		Total:	562

49.






Festival site cleanliness

		Response Percent	Response Total
1 - poor		0.0%	0
2		0.4%	2
3		2.8%	16
4		33.3%	189
5 - excellent		63.5%	360
		Total:	567

50.

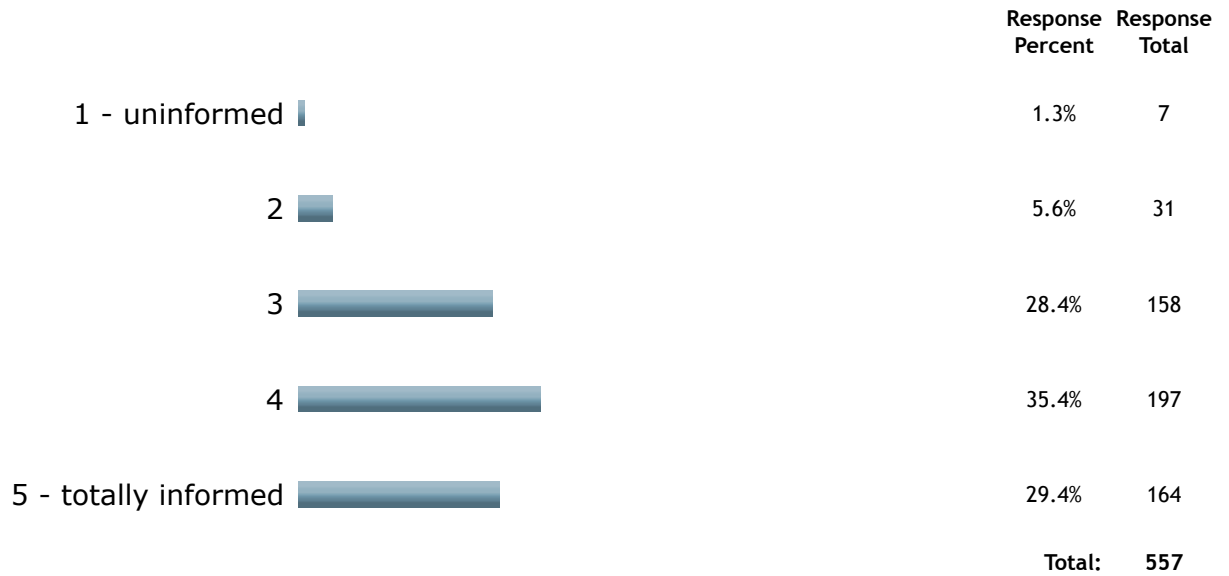
Please rate how well-informed you felt about the following subjects on a scale of 1 (uninformed) to 5 (totally informed).

2009 CFMF artists

		Response Percent	Response Total
1 - uninformed		3.1%	17
2		4.8%	27
3		18.7%	104
4		35.7%	199
5 - totally informed		37.7%	210
		Total:	557

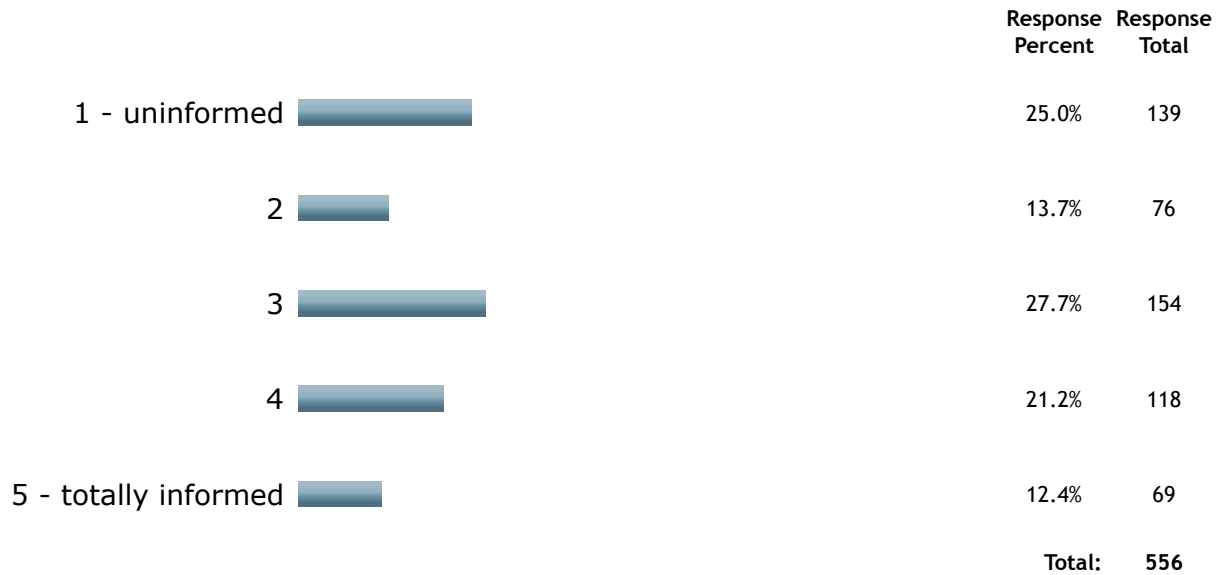
51.

CFMF mission and goals



52.

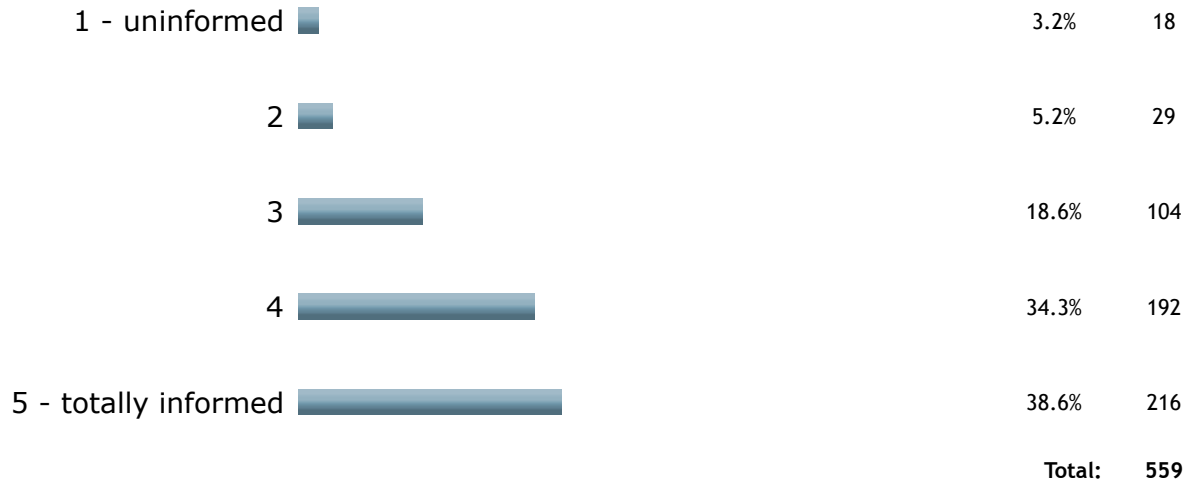
Festival Hall



53.

Eco initiatives

Response Percent Response Total



55.

What features and information would you like to see on the volunteer page of www.calgaryfolkfest.com?

